

14th July, 2016

The National Stock Exchange of India, Exchange Plaza, Plot No. C/1, G-Block, Bandra-Kurla Complex, Bandra (East) Mumbai-400051 NEAPS	The Bombay Stock Exchange Ltd., (Formerly known as The Stock Exchange Mumbai) 25 Phiroze Jeejeebhoy Tower Dalal Street Mumbai-400 001 BSE LISTING CENTRE
--	--

Dear Sir,

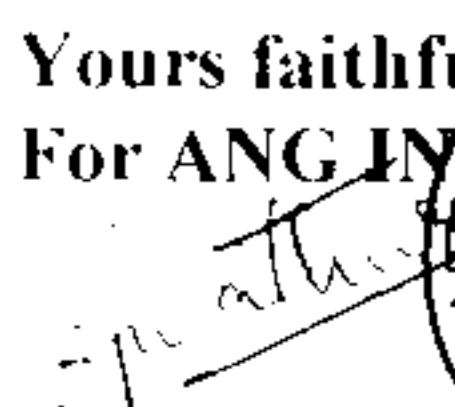
SUB : Submission of Compliance Certificate Under SEBI (Listing Obligation and Disclosure Requirements) Regulations, 2015.


Pursuant to the requirements of SEBI (Listing obligation and Disclosure Requirements) Regulations, 2015 (LODR), please find enclosed herewith the following certificate for the quarter ended on 30th June, 2016 :-

1. Shareholding Pattern under Regulation 31 of SEBI (Listing obligation and Disclosure Requirements) Regulation, 2015 for the quarter ended on 30th June, 2016.
2. Quarterly Compliance Report on Corporate Governance under Regulation 27(2) of SEBI (Listing obligation and Disclosure Requirements) Regulation, 2015 for the quarter ended on 30th June, 2016.

Kindly acknowledge the receipt.

Thanking You

Yours faithfully
For ANG INDUSTRIES LIMITED

(Seema Mathur)
COMPANY SECRETARY



Encl : as above


ANG INDUSTRIES LIMITED

Quarter Ended : 30-06-2016

Name of the Company
Scrip Code: 530721
Name of the Scrip : ANGINND

Table I - Summary Statement holding of specified securities

Category	Category & Name of the Shareholders	PAN	No. of Shareholders	No. of fully paid up equity shares held	Partly paid-up equity shares held	Nos. of shares underlying Depository Receipts	Total Number of Shares held	Shareholding % calculated as per SCRR, 1957	No. of Voting Rights held in each class		No. of Locked in	As a % of total shares held	No. of Shares Pledged or	As a % of total shares held	Number of shares held in dematerialized form
									Class X	Total					
(A)	Promoter & Promoter Group		3	4424878	0	0	4424878	27.50	4424878	4424878	500000	11.30	3179514	71.855	4424878
(B)	Public		11800	11665122	0	0	11665122	72.50	11665122	11665122	0	72.49	188004	1.70	11346783
(C)	Non Promoter- Non Public														
(C)(1)	Shares underlying DRS		0	0	0	0	0	0.00	0	0	0	0	0	0	0
(C)(2)	Shares held by Employess Trusts		0	0	0	0	0	0.00	0	0	0	0	0	0	0
	Total		10065	16090000	0	0	16090000	100.00	16090000	16090000	500000	3.10	3367518	20.93	15771661



ANGINDUSTRIES LIMITED


Name of the Company

Script Code: 530721

Name of the Scrip : ANGINDD

Table II - Statement showing shareholding pattern of the Promoter and Promoter Group

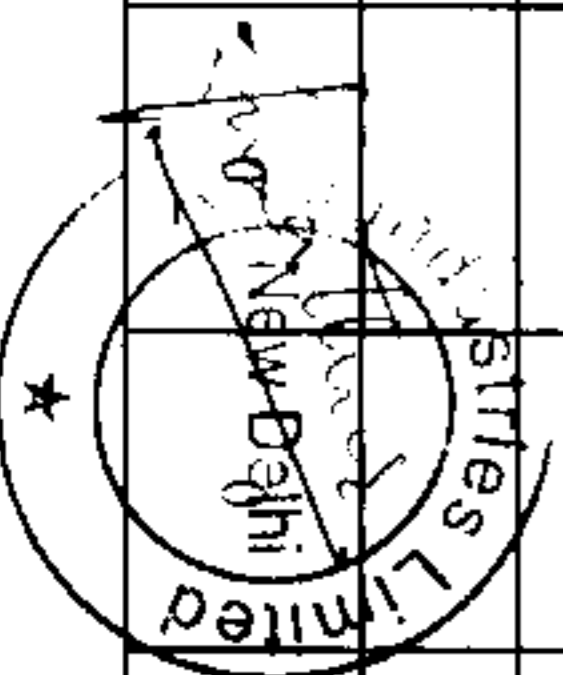
Category	Category & Name of the Shareholders	PAN	No. of Shareholders	No. of fully paid up equity shares held	Partly paid-up equity shares held	Nos. of shares underlying Depository Receipts	Total Number of Shares held	Shareholding g % calculated as per SCRR, 1957	No. of Voting Rights held in each class		No. of Locked in total shares held	Shares Pledged or As a % of total shares held	Number of shares held in dematerialized form	
									Class X	Total				
(1)	Indian													
(a)	Individuals / Hindu Undivided Family													
	Premjit Singh	AAEPC7508F	1	3891775	0	0	3891775	24.19	3891775	3891775	0.00	3179514	81.70	3891775
(b)	Central Government/ State Government(s)		0	0	0	0	0	0.00	0	0	0	0	0	
(c)	Financial Institutions / Banks		0	0	0	0	0	0.00	0	0	0	0	0	
(d)	Any other (specify)													
(f)	Bodies Corporate		2	533103	0	0	533103	3.31	533103	533103	93.79	0	533103	
	ANG Logistics Pvt. Ltd.	AAGCA6106Q		500000	0	0	500000	3.11	500000	500000	100.00	0	500000	
	ANG Automotive Industries Pvt. Ltd.	AACCA0624M		33103	0	0	33103	0.21	33103	33103	0	0	33103	
	Sub-Total (A)(1)		3	4424878	0	0	4424878	27.50	4424878	4424878	11.30	3179514	71.86	4424878
(2)	Foreign													
(a)	Individuals (Non Resident Individuals/Foreign Individuals)		0	0	0	0	0	0.00	0	0	0	0	0	
(b)	Government		0	0	0	0	0	0.00	0	0	0	0	0	
(c)	Institution		0	0	0	0	0	0.00	0	0	0	0	0	
(d)	Foreign Portfolio investor		0	0	0	0	0	0.00	0	0	0	0	0	



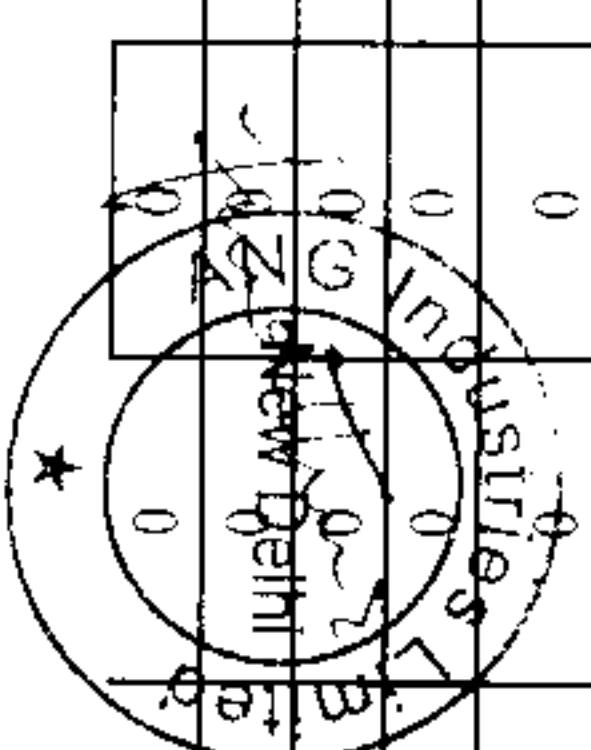
(e)	Any other : Directors & their Relatives, Societies, Partnership Firms		0	0	0	0	0	0	0	0	0	0	0	0	0	0	0	0	0
	Sub-Total (A)		0	0	0	0	0	0	0	0	0	0	0	0	0	0	0	0	0
	Total																		
	Shareholding of Promoter and Promoter Group (A)		3	4424878	0	0	4424878	27.50	4424878	4424878	0.00	500000	11.30	3179514	71.86	4424878			

Table III - Statement showing shareholding pattern of the Public shareholder

Category	Category & Name of the Shareholders	PAN	No. of Shareholder s	No. of fully paid up equity shares held	Partly paid-up equity shares held	Nos. of shares underlying Depository Receipts	Total Number of Shares held	Shareholdin g % calculated as per SCRR, 1957	No. of Voting Rights held in each class		No. of Locked in	As a % of total shares held	Shares Pledged or	As a % of total shares held	Number of shares held in dematerialize d form
									Class X	Total					
(1)	Institution														
(a)	Mutual Funds / UTI		2	2300	0	0	2300	0.01	2300	2300	0	0	0	0	0
(b)	Venture Capital Funds		0	0	0	0	0	0.00	0	0	0	0	0	0	0
(c)	Alternate Investment Funds		0	0	0	0	0	0.00	0	0	0	0	0	0	0
(d)	Foreign Venture Capital Investors		0	0	0	0	0	0.00	0	0	0	0	0	0	0
(e)	Foreign Portfolio Investors		2	35000	0	0	35000	0.22	35000	35000	0	0	0	0	35000
(f)	Financial Institutions/ Banks		2	5936	0	0	5936	0.04	5936	5936	0	0	0	0	4936
(g)	Insurance Companies		0	0	0	0	0	0.00	0	0	0	0	0	0	0
(h)	Provident Funds/ Pension Funds		0	0	0	0	0	0.00	0	0	0	0	0	0	0
(i)	Any Other (Specific)														
(1)	Foreign Institutional Investors		0	0	0	0	0	0.00	0	0	0	0	0	0	0



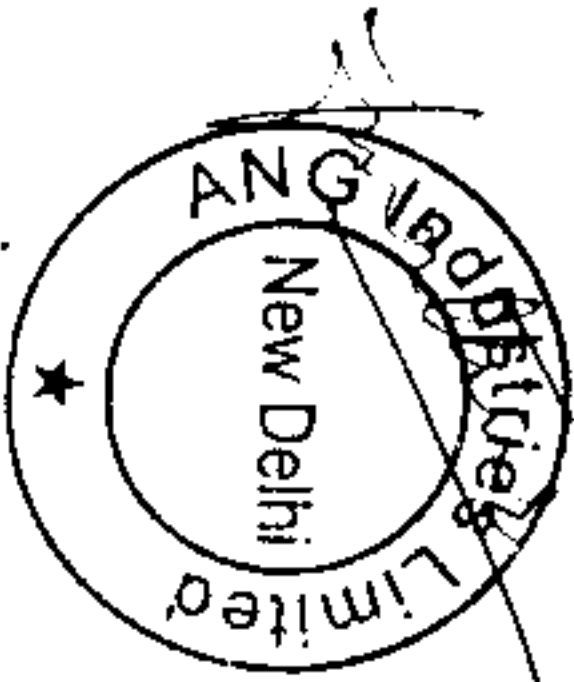
	Sub-Total (B)		6	43236	0	0	43236	0.27	43236	0.27	0	0	0	0	0	0	0	0	0	39936
	(1)																			
	Central Government/State Government(s)		0	0	0	0	0	0.00	0	0	0	0	0	0	0	0	0	0	0	0
	Sub-Total (B)		0	0	0	0	0	0.00	0	0	0	0	0	0	0	0	0	0	0	0
(2)	Sub-Total (B)		0	0	0	0	0	0.00	0	0	0	0	0	0	0	0	0	0	0	0
(3)	Non-institutions																			
	Individuals -																			
	(i) Individual shareholders holding nominal share capital upto Rs.2 Lakhs		10886	7130566	0	0	7130566	44.32	7130566	44.32	0	0	1300	0.02					6846227	
	(ii) Individual shareholders holding nominal Share Capital in excess of Rs. 2 Lakhs		35	1734237	0	0	1734237	10.78	1734237	10.78	0	10.78	150000	8.65					1734237	
	Vikram Prataphai Kotak ID	AAJFC794		257065	0	0	257065	1.59	257065	1.59	0	0	0	0					257065	
	NBFCs registered with RBI		0	0	0	0	0	0.00	0	0.00	0	0	0	0					0	
	Employee Trusts		0	0	0	0	0	0.00	0	0.00	0	0	0	0					0	
	Overseas Depositories (holding DRs) (Balancing figures)		0	0	0	0	0	0.00	0	0.00	0	0	0	0					0	
	Any other (specify) Clearing Member		80	105789	0	0	105789	0.66	105789	0.66	0	0	0	0					105789	
	Bodies Corporate		337	1816397	0	0	1816397	11.29	1816397	11.29	0	0	36704	2.02					1787697	
	Foreign Body Corporate		0	0	0	0	0	0.00	0	0.00	0	0	0	0					0	
	Trust		1	15000	0	0	15000	0.09	15000	0.09	0	0	0	0					15000	
	NRI's		106	229668	0	0	229668	1.43	229668	1.43	0	0	0	0					227668	
	OCBS		0	0	0	0	0	0.00	0	0.00	0	0	0	0					0	
	IIIF		349	590229	0	0	590229	3.67	590229	3.67	0	0	0	0					590229	



Sub-Total (B)	11794	11621886	0	0	11621886	72.23	11621886	11621886	72.23	0	188004	188004	1.61	11306847
(3)														
Total Public Shareholding	11800	11665122	0	0	11665122	72.50	11665122	11665122	72.50	0	188004	188004	1.61	11346783
(B) = (B) (1) + (B) (2) + (B) (3)														

Table IV - Statement showing shareholding pattern of the Non Promoter- Non Public Shareholding

Category	Category & Name of the Shareholders	PAN	No. of Shareholders	No. of fully paid up equity shares held	Partly paid-up equity shares held	Nos. of shares underlying Depository Receipts	Total Number of Shares held	Shareholding g % calculated as per SCRR, 1957	No. of Voting Rights held in each class		Total as a % of (A+B+C)		No. of Locked in shares held	As a % of total shares held	Shares Pledged or	As a % of total shares held	Number of shares held in dematerialized form
									Class X	Total	No.	% of					
(1)	Custodian/DR Holder		0	0	0	0	0	0.00	0	0	0	0	0	0	0	0	0
(2)	Employee Benefit Trusts (under SEBI (Share based Employee Benefit) Regulations, 2014)		0	0	0	0	0	0.00	0	0	0	0	0	0	0	0	0
	Total Non-Promoter- Non Public Shareholding (C) = (C) (1) + (C) (2)		0	0	0	0	0	0.00	0	0	0	0	0	0	0	0	0



		Sub-Total (B)																		
	(1)	6	43236	0	0	43236	0.27	43236	0.27	0	0	0	0	0	0	0	0	0	0	39936
(2)	Central Government/ State Government(s)	0	0	0	0	0	0.00	0	0	0	0	0	0	0	0	0	0	0	0	0
	Sub-Total (B)	0	0	0	0	0	0.00	0	0	0	0	0	0	0	0	0	0	0	0	0
(3)	Non-institutions																			
	Individuals -																			
(a)	(i) Individual shareholders holding nominal Share Capital in excess of Rs. 2 Lakhs	35	1734237	0	0	1734237	10.78	1734237	10.78	0	10.78	150000	8.65	1734237						
	Vikram Pratabhai Kotak ID		257065	0	0	257065	1.59	257065	1.59	0	0	0	0	257065						
(b)	NBFCs registered with RBI	0	0	0	0	0	0.00	0	0	0	0	0	0	0						0
(c)	Employee Trusts	0	0	0	0	0	0.00	0	0	0	0	0	0	0						0
	Overseas Depositories (holding DRs) (Balancing figures)	0	0	0	0	0	0.00	0	0	0	0	0	0	0						0
(d)	Any other (specify) Clearing Member	80	105789	0	0	105789	0.66	105789	0.66	0	0	0	0	105789						105789
	Bodies Corporate	337	1816397	0	0	1816397	11.29	1816397	11.29	0	0	36704	2.02	1787697						
	Foreign Body Corporate	0	0	0	0	0	0.00	0	0.00	0	0	0	0	0						0
	Trust	1	15000	0	0	15000	0.09	15000	0.09	0	0	0	0	15000						15000
	NRTs	106	229668	0	0	229668	1.43	229668	1.43	0	0	0	0	227668						
	OCBs	0	0	0	0	0	0.00	0	0.00	0	0	0	0	0						227668
	HUF	349	590229	0	0	590229	3.67	590229	3.67	0	0	0	0	0						0

